

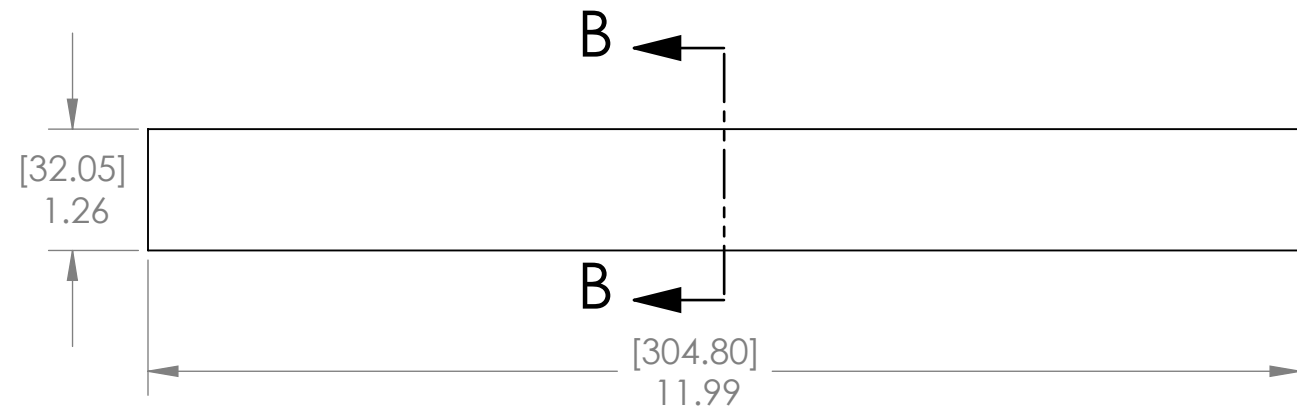


8 7 6 5 4 3 2 1

D
C
B
A



PROPRIETARY AND CONFIDENTIAL
THE INFORMATION CONTAINED IN THIS
DRAWING IS THE SOLE PROPERTY OF
LIGHHOUSE INDUSTRIES. ANY
REPRODUCTION IN PART OR AS A WHOLE
WITHOUT THE WRITTEN PERMISSION OF
LIGHHOUSE INDUSTRIES IS
PROHIBITED.

		UNLESS OTHERWISE SPECIFIED: DIMENSIONS ARE IN INCHES	DRAWN	NAME	DATE	Quick Trench Series 12 Lighthouse Industries 107 Eastwood Road Michigan City, IN 46360 P: 219-879-1550 F: 219-879-1509		
			CHECKED	CB	10-2-10			
			ENG APPR.					
			MFG APPR.					
		INTERPRET GEOMETRIC TOLERANCING PER:	Q.A.			FINISH CAP		
		MATERIAL PP 40% TF	COMMENTS:		SIZE B		DWG. NO. Q12-FC-PP	REV 0
NEXT ASSY	USED ON	FINISH SPI NO. 4 / C-3			SCALE: 1:2		SHEET 1 OF 1	
APPLICATION		DO NOT SCALE DRAWING						

8 7 6 5 4 3 2 1