

8 7 6 5 4 3 2 1

D

D

C

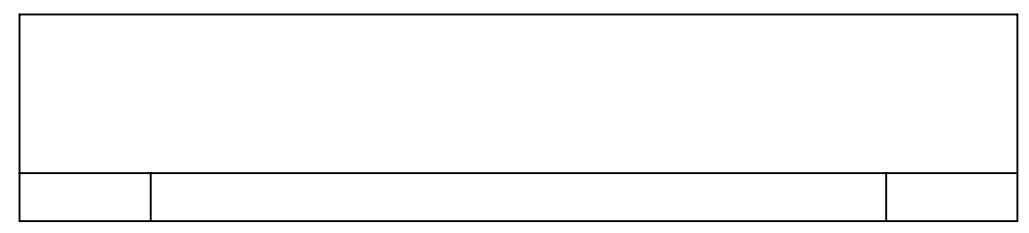
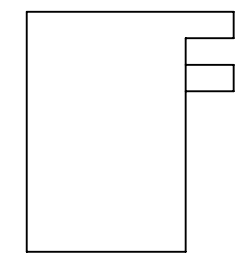

C

B

B

A

A



PROPRIETARY AND CONFIDENTIAL
 THE INFORMATION CONTAINED IN THIS DRAWING IS THE SOLE PROPERTY OF LIGHTHOUSE INDUSTRIES. ANY REPRODUCTION IN PART OR AS A WHOLE WITHOUT THE WRITTEN PERMISSION OF LIGHTHOUSE INDUSTRIES IS PROHIBITED.

		UNLESS OTHERWISE SPECIFIED:		NAME	DATE	Quick Trench Series 6 Lighthouse Industries 107 Eastwood Road Michigan City, IN 46360 P: 219-879-1550 F: 219-879-1509		
		DIMENSIONS ARE IN INCHES	DRAWN	CB	11-4-2007			
			CHECKED					
			ENG APPR.					
			MFG APPR.					
		INTERPRET GEOMETRIC TOLERANCING PER:	Q.A.			Finish Cap		
		MATERIAL	COMMENTS:					
		PP 40% TF						
		FINISH				SIZE	DWG. NO.	REV
		SPI NO. 4 / C-3				B	Q6-FC-PP	0
NEXT ASSY	USED ON					SCALE: 1:1		SHEET 1 OF 1
APPLICATION		DO NOT SCALE DRAWING						

8 7 6 5 4 3 2 1